



European
Commission



ENVIRONMENT

EASME

Executive Agency for Small and Medium-sized Enterprises

KPI DATABASE – RESULTS

Montero Ramírez, Manuel
LIFE Platform meeting
11-13 June 2018, Punkaharju (Finland)

Executive
Agency for
SMEs

Contents

- ➔ **The background**
- ➔ **The current status**
- ➔ **The current results**
- ➔ **The next steps**

Background

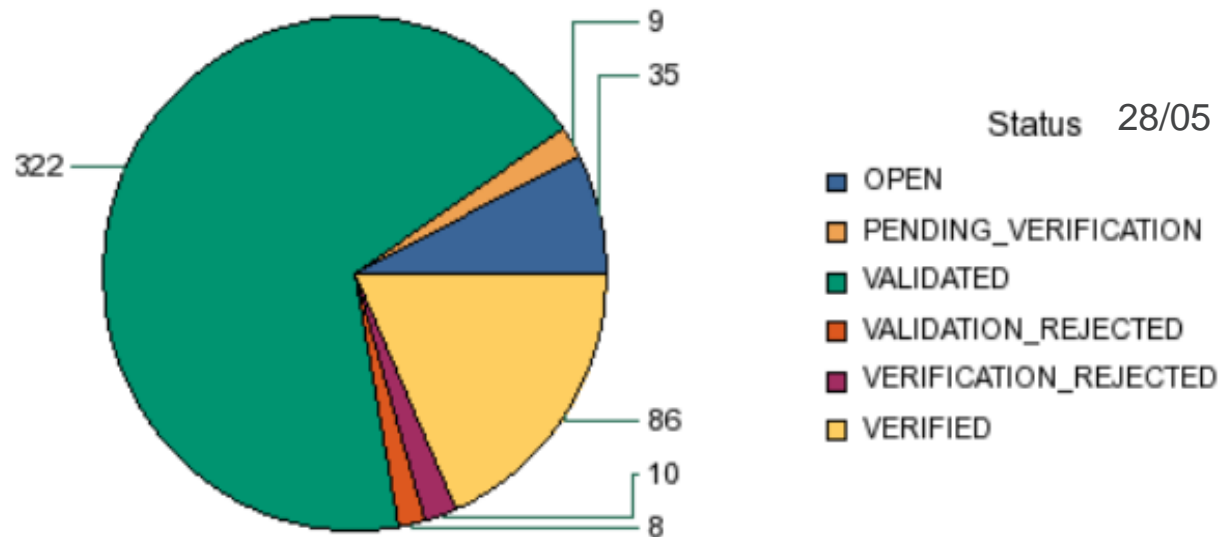
- ➔ **KPI – measure impact of LIFE projects**
- ➔ **Aggregate to measure impact of the LIFE Programme:**
 - ➔ Environmental
 - ➔ Social
 - ➔ Economic
- ➔ **Originally done through IDOM DB and now via the new DG ENV KPI webtool**



European
Commission

Current Status

→ Validated > 2/3 of 2014-2016 projects



→ Despite:

Completely new tool for all

→ Not always clear on:

- How (functionality)
- Where (complex)
- Why (reasoning)
- Who (responsibilities)



Tool issues!

- ➔ **Not fully operational!**
 - ➔ Fixed issues (35 pages left)
 - ➔ Tried to align all (trends)
 - ➔ Setting safety barriers
(Knight in shining armour)

- ➔ **No possibility to see the full picture**

Further Tool issues!

→ IT issues

→ Access

→ Not more than 2 decimals

→ Corrupt IDOM data transfer

→ Ghost data

Timelines

→ **Stretched Timelines:**

- Past projects took NEEMO >3 months for IDOM
- We were asked to deliver in 1.5 months

→ **Busy times**

- New/running projects
- Limited time for training

Current Status

- ➔ **So BIG thanks to the TMOs for the effort/work.**
- ➔ **Having said that, areas for improvement**
 - ➔ Big picture (think of the KPI use)
 - ➔ Good deals make good KPIs (trends, interpret)
 - ➔ Avoid ping-pongs (quality, maths, comments)
 - ➔ Back to the basics (excel data, simplify OC/SC)
 - ➔ Better from scratch (data transfer – LIFE+)

Results

- ➔ **We now have experience in the tool**
- ➔ **We now got a monitoring system**
- ➔ **Plans to improve the tool**
 - ➔ >35 pages and increasing
- ➔ **First results of LIFE Impacts**
 - ➔ supported the LIFE Impact Assessment

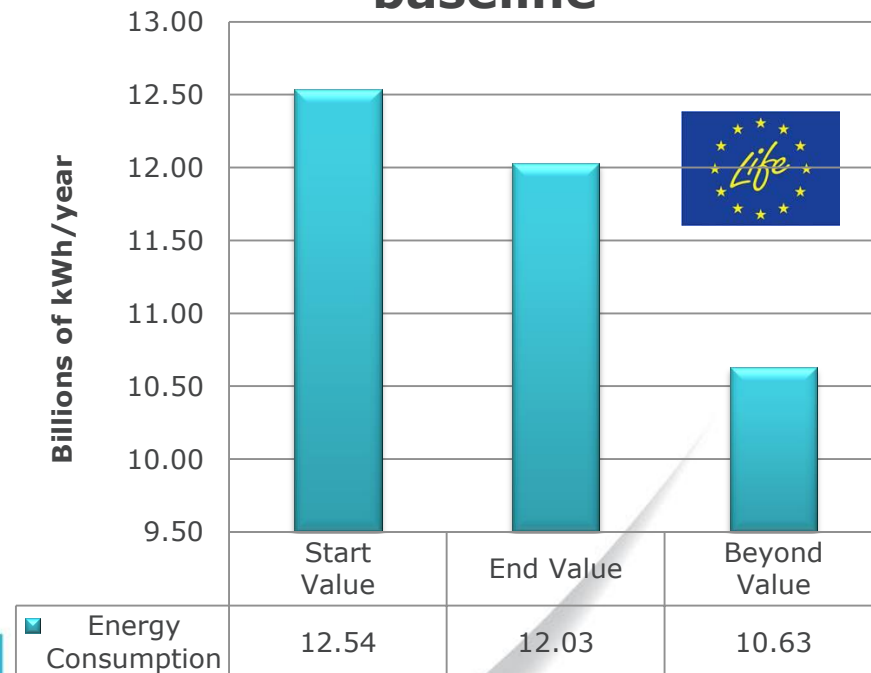
LIFE New KPI web-tool: first results

→ Energy Consumption (51):

- Reduction 509 Mil kWh/y (4%) by end (~ annual electricity consumption of 145000 homes*) and
- 1.9 Bil kWh/y (15%) 3/5 years beyond end of projects (~ 540000 homes*)

* Assumes 3500 kWh/y of global home electricity consumption)

Energy Consumption reduction in Billions of kWh/year against project baseline



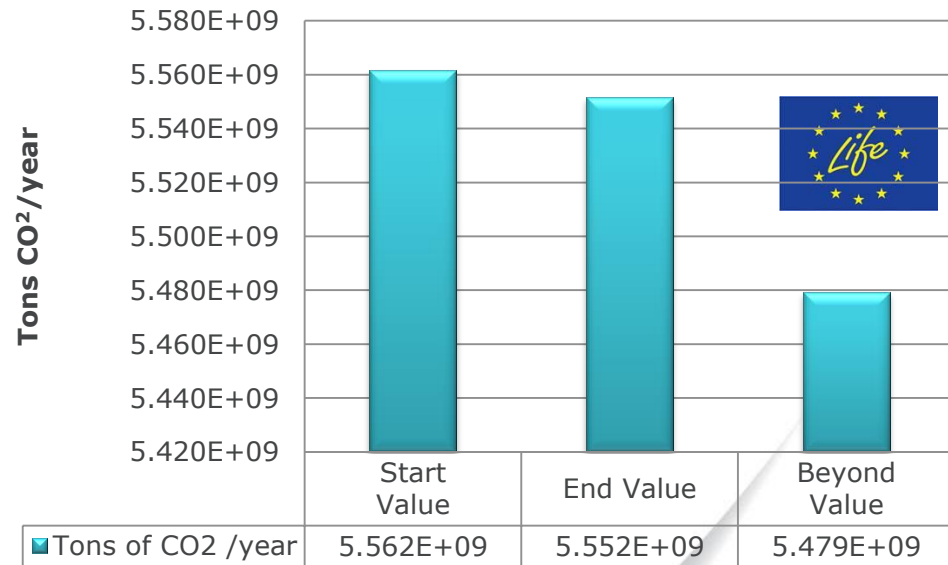
KPI results

→ CO₂ reduction of (78):

- 9.86 Mil Tons CO₂/y (0.18%) by end of projects (~ the 2015 CO₂ in CO₂eq emissions of Luxembourg*)
- 82 Mil Tons CO₂/y (1.5%) 3/5 years beyond end of projects (> the 2015 CO₂ emissions in CO₂eq of Austria*).

*JRC EDGAR's Overview (2015)

CO₂ reduction in Tons CO₂/year against project baseline



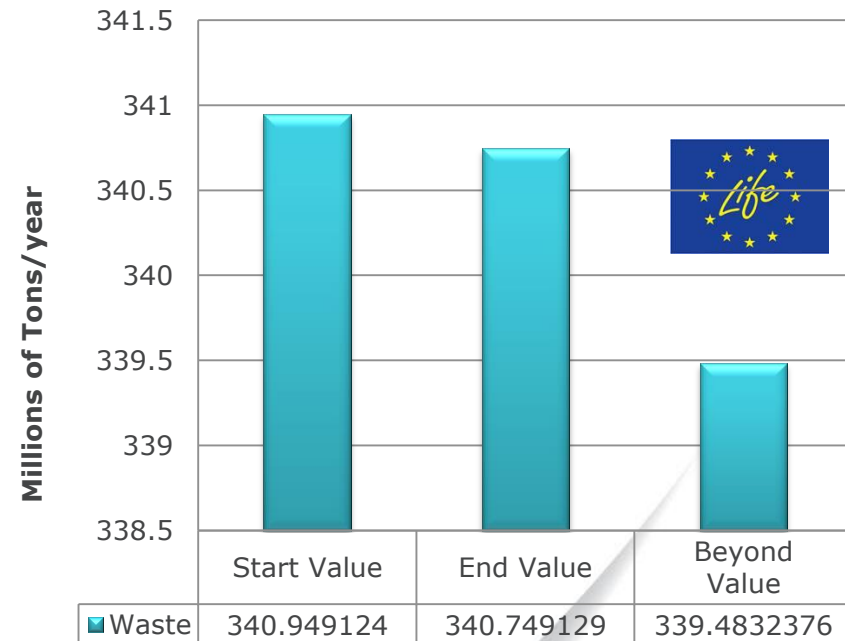
KPI results

→ Waste reduction (67):

- By 0.2 Mil Tons/y (0.1%) by end (~ 2012 Municipal solid waste of city of Tallin*) and
- By 1.5 Mil Tons/y (0.43%) 3/5 years beyond end of projects (> the Municipal solid waste of Berlin*)

* Source: <http://www.atlas.d-waste.com/>

Waste reduction in Millions of Tons/year against project baseline



KPI results

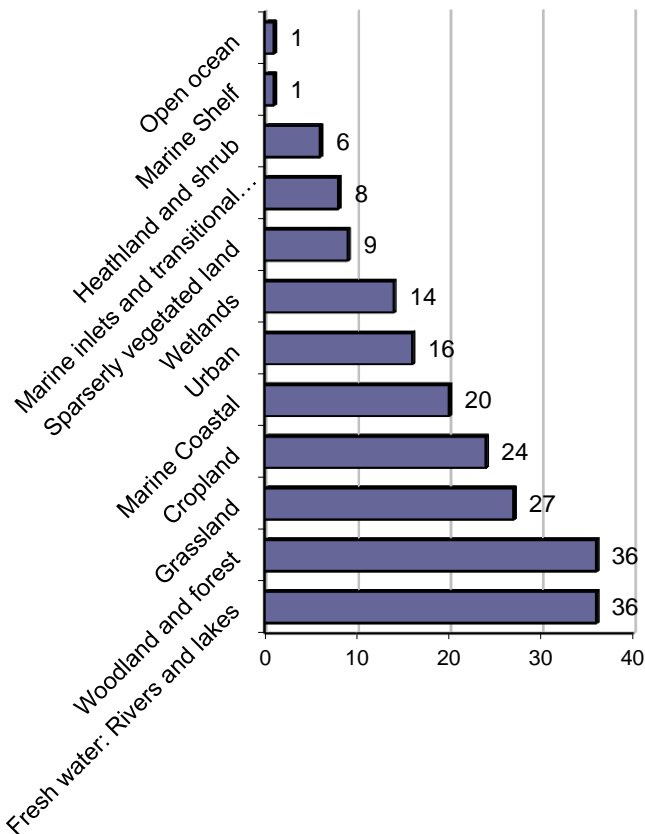
→ Species



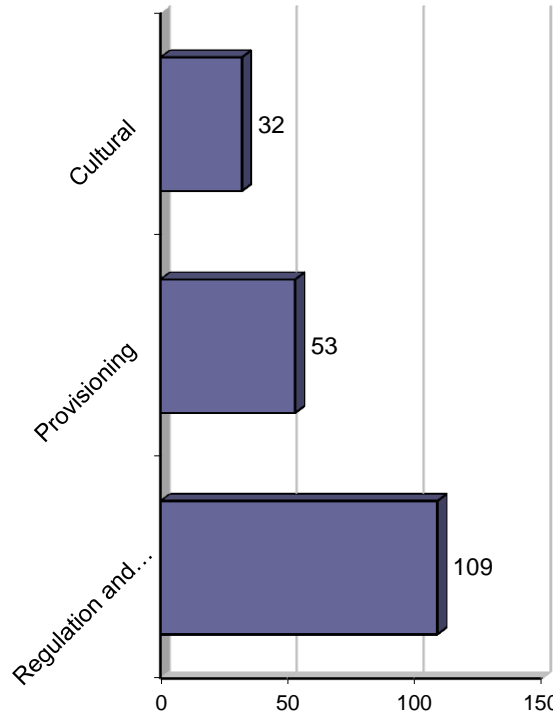
- Based on 78 projects working on Species
- 383 actions/interventions
- Addressing 153 different species
- All with positive impact (area increase, status/trend of habitat)!

KPI results (Ecosystems & Services)

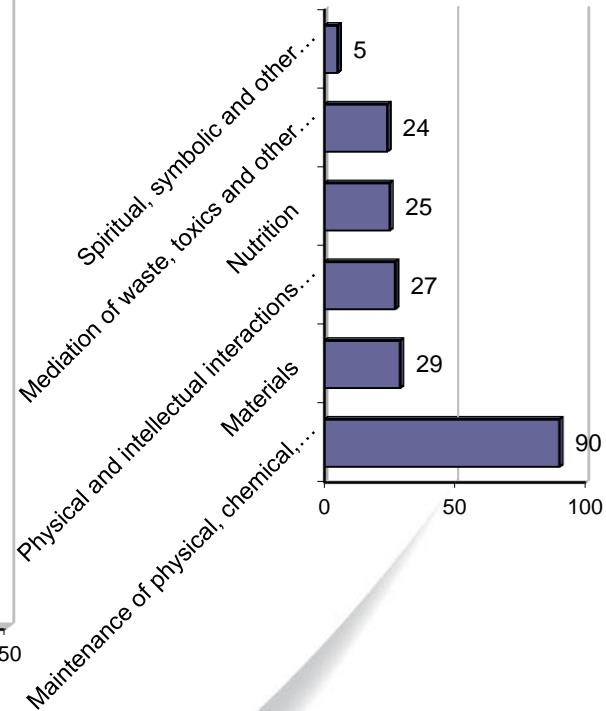
Nr Specific Contexts Ecosystems



Nr Specific Contexts Section



Nr Specific Contexts Division



Next steps

→ Finalise 2014-16. Validations by:



→ 2014 – 10 June

→ 2015-16 20 June

→ IP leniency but for others “provide values later”

→ Letters to CBs

→ Improve tools (KPI and BO extraction)

→ Closing projects, IPs, LIFE+, ex-post

→ NEEMO BO Access?



ENVIRONMENT

EASME

Executive Agency for Small and Medium-sized Enterprises

THANK YOU FOR YOUR ATTENTION

Follow the LIFE Programme on ec.europa.eu/life



@LIFE_Programme



facebook.com/LIFE.programme



flickr.com/life_programme

Executive
Agency for
SMEs